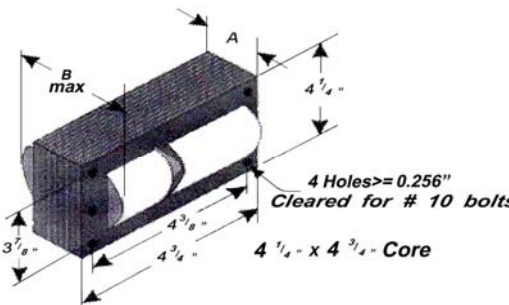
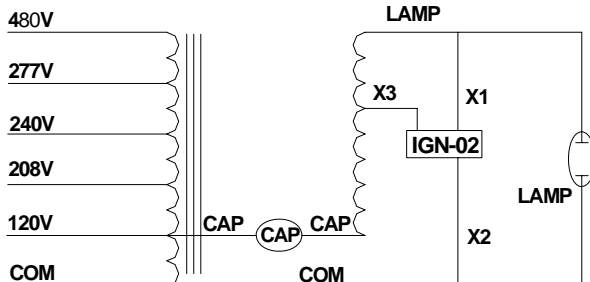
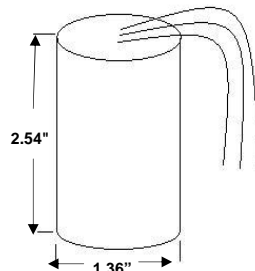
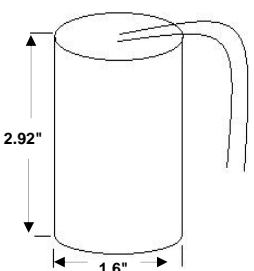


E-BAL-S025M5	
Ballast Type	High Pressure Sodium
Lamp	250W S50
Circuit Type	CWA
Input Frequency	60HZ

Model_No: E-BAL-S025M5							Capacitor (Required)		
Input Voltage		120	208	240	277	480	Capacitance	35uF±3%	
Operating Current		2.6	1.5	1.3	1.2	0.7	Minimum Volts	240V	
Open Circuit Current		1.6	0.9	0.8	0.7	0.4	Dry	Diameter	1.6"
Starting Current		4.1	4.1	4.1	4.1	4.1		Height	2.92"
CCF (*ANSI≤1.8)		1.8	1.8	1.8	1.8	1.8			
Short Circuit Current	Secondary	3.8	3.8	3.8	3.8	3.8			
	Input	1.3	1.0	0.8	0.8	0.4			
Recommended Fuse		10	4	4	3	2	Case Max.Temperature	100°C	
Input Voltage At Lamp Dropout									
UL 1029 Bench Top Rise		B	B	B	B	B			
OCV(Min.)		175					Ignitor (Required)		
Input Power		300W					Ignitor Model	IGN-02	
Power Factor		≥90%					Pulse Height(KV)	2.5~4.0	
Regulation	Line Volts	±10%					Pulse Width (≥u S)	1us @ 2250V	
	Lamp Watts	±10%							
Insulation System		Class H, 180°C							
Ballast Dimension	A	2.0"							
	B	3.6"							
Ballast Net Weight		12.0 lbs							
Leads		12"-Cross Link Polyolefin					Min.Starting Temp.	-20°F / -30°C	

Ballast Dimension	Wiring Diagram
	
Ignitor	Capacitor
	

When Ordering, add suffix for options:

D - with distributor replacement kit (include bracket, capacitor and ignitor as necessary)

Specifications are subject to change without notice.